

4143-06

 **Nu-Calgon**

Special HD CalClean®

EVAPORATORS & CONDENSER COIL CLEANER

Heavy Duty Coil Cleaner



**Cleans Surfaces that Resist
Cleaning with Other Detergents
Especially Effective on Nicotine
Tar on Metal Surfaces**

FOR PROFESSIONAL USE ONLY

2.5 U.S. Gallons (9.46 Liters)

DIRECTIONS FOR USE:

This product must be used in accordance to the following directions by HVAC professionals only.

Goggles, gloves and other protective garments should be worn when using this product. System should be shut off. Apply using any of the Nu-Calgon sprayers, or other durable low pressure plastic sprayer. Suitable for microchannel/all aluminum coils and typical OEM coated coils, test for compatibility first.

FOR CLEANING DIRTY OUTDOOR COILS:

1. Prepare cleaning solution by mixing one part Special HD CalClean® to four parts water. Add the water to the sprayer first, then add the cleaner.
2. Spray Special HD CalClean® onto dirty coils and allow it to remain in contact with the dirty surfaces for 5 minutes.
3. Rinse thoroughly with water.
4. Apply Cal-Shield® as a coil protectant and return system to service.
5. Rinse out sprayer, spraying wand and nozzle.
6. When container is empty, rinse, replace cap and dispose of properly.

AFFECT ON ROOFING MATERIAL: Depending on its composition and condition, the color and finish of roofing material can be affected by coil cleaners (e.g. discoloration or tarnishing). It is recommended that the coil cleaner be tested on a small area of the roof prior to cleaning, particularly galvanizing or standing seam metal roofs. Do not use on aluminum or aluminum-coated surfaces.

RUBBER ROOFS: In general, the product is safe on rubber except where the rubber roof is impregnated with aluminum chips (i.e. modified bitumen roof); do not use on rubber roofs that contain aluminum. In these circumstances, use CalClean®, Cal-Green™, Green Clean or Tri-Pow'r® HD- first evaluate in a small test area.



DANGER

May be corrosive to metals. Causes severe skin burns and eye damage.

PREVENTION: Do not breathe the mist or vapour. Wash thoroughly after handling. Wear protective gloves, protective clothing, eye protection and face protection. Keep only in original packaging.

RESPONSE: Absorb spillage to prevent material-damage. **IF SWALLOWED:** Rinse mouth. Do NOT induce vomiting. **IF ON SKIN (OR HAIR):** Take off immediately all contaminated clothing. Rinse skin with water. Wash contaminated clothing before reuse. **IF INHALED:** remove person to fresh air and keep comfortable for breathing. Immediately call a POISON CENTER or doctor. Specific treatment (see information on this label). **IF IN EYES:** Rinse cautiously with water for several minutes. Remove contact lenses, if present and easy to do. Continue rinsing.

STORAGE: Store locked up. Store in a corrosion resistant container with a resistant inner liner.

KEEP OUT OF REACH OF CHILDREN.

DISPOSAL: Dispose of container in accordance with local, regional, national and international regulations.




Contains (CAS#): Water (7732-18-5), Potassium Hydroxide (1310-58-3), Sodium Metasilicate (6834-92-0), Sodium Lauriminodipropionate (14960-06-6), Pentasodium Triphosphate (7758-29-4), Undeceth-7 (34398-01-1), Colorant, Fragrance. Contains fragrance allergens. For more ingredient information, visit www.nucalgon.com. 800-554-5499.

EVAPORATORS: Cleaning an evaporator in a "no-rinse" procedure can be done by preparing a solution of 1 part HD CalClean® to 40 parts water and applying with a sprayer. If performed, do so only where there is sufficient humidity being condensed from the air to provide rinsing — turn system on so rinsing occurs.

FOR CLEANING ELECTRONIC AIR FILTERS:

1. Prepare cleaning solution by mixing one part Special HD CalClean® to four parts water. Add the water to the sprayer first, then add the cleaner.
2. Spray Special HD CalClean® on the plates. Be sure to get all the surfaces of the plates wet with the cleaning solution.
3. Allow the solution to remain on the plates 5-15 minutes.
4. Rinse thoroughly with water. If the unit is equipped with spray nozzles for washing the system, they can be used for rinsing. Use hot water if available.
5. On very dirty units it may be necessary to repeat prior steps.
6. When container is empty, rinse, replace cap and dispose of properly.

NOTE: Do not use the Special HD CalClean® undiluted or any stronger than one part cleaner to three parts water.

 0068 100 14 14 364
Qty 1 B85-538 4143-06 HD CalClean 2.5 gal
CHM00345 4143-06 HD CalClean 2.5 gal  2.5 GAL CS
1 20LP91  GHS 4143-06

Nu-Calgon
2611 Schuetz Rd. | St. Louis, MO 63043
Customer Service: 800-554-5499
Chemical Emergency: 800-424-9300
www.nucalgon.com
(1220) Calgon is a licensed trade name.

